




ViVIX-S Portable, Wireless



FXRD-1417WA/WB

wireless portable flat panel detector for digital radiography system





Enlarge diagnostic possibilities anywhere with reliability

ViVIX-S Portable, Wireless is a Vieworks's 14" x17" flat panel digital radiography system for general radiographic applications using its unique image processing system and proprietary flat panel detector.

The detector can fit into almost all existing bucky trays as it is the same size as film or CR cassettes.

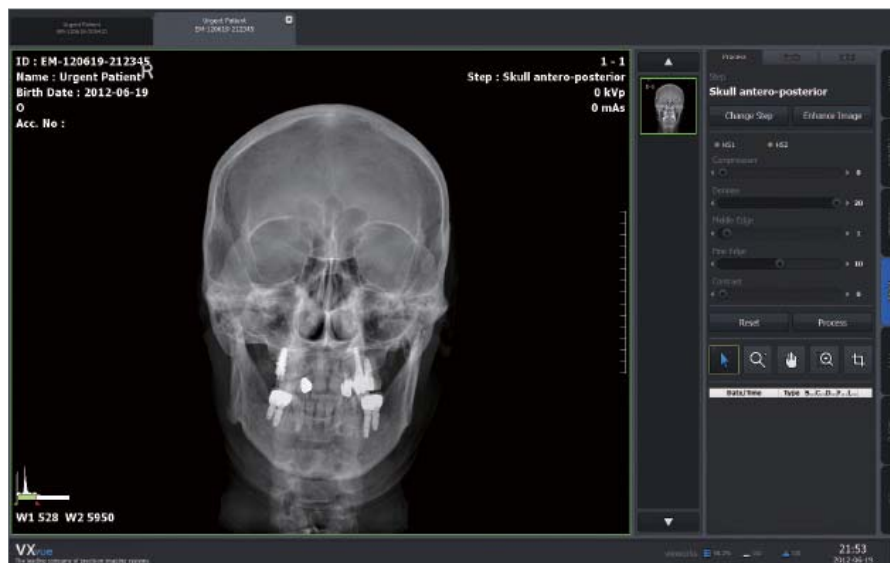
Image can be simply acquired and transmitted to the DICOM server through Wi-Fi in seconds.

The battery charger system can recharge up to 3 batteries at the same time within 2 hours for full charge. An additional tether cable connection to the detector can also recharge the battery without removing it from the detector.

ViVIX-S Portable, Wireless detector has a built-in Access Point (AP) which enables customers to take X-ray examinations directly to a wifi capable computer or laptop unit.

In case of losing WiFi communication between the detector and the image acquisition software, the detector can save up to 100 images at its built-in memory card. After resuming communication with the detector, all saved images can be transmitted to the software.

ViVIX-S Portable, Wireless can be installed in a single or dual or multiple detector-configuration depending on the required applications. For dual or multiple detector-configurations, ViVIX-S Portable, Wireless can also be installed with a combination of ViVIX-S Portable, Wireless and other Vieworks's flat panel detectors.





Versatile Diagnostic Capabilities

- * 14"x17" wireless portable flat panel detector with radiographic imaging capability
- * Unique electronics hardware with 14-bit signal digitization providing an extremely wide dynamic range for a greater grayscale
- * Optimized algorithms for each different body part selection
- * Preview images can be displayed within 2 seconds and processed images in 6 seconds
- * Multi-detector configuration up to 4 detector configurations

Slim and Light-weight Design

- * The same size as film or CR cassettes
- * Weight under 3.1kg
- * Attachable tethered cable (removable)
- * Perfect solution for retrofit from conventional film X-ray systems to digital radiography systems

Superior Image Quality

- * Brilliant Modulation Transfer Function (MTF)
- * Superior diagnostic image quality through flat panel detector with the proven technology of VXvue image processing software
- * Dramatically reduced X-ray dose for patient and user safety during an examination

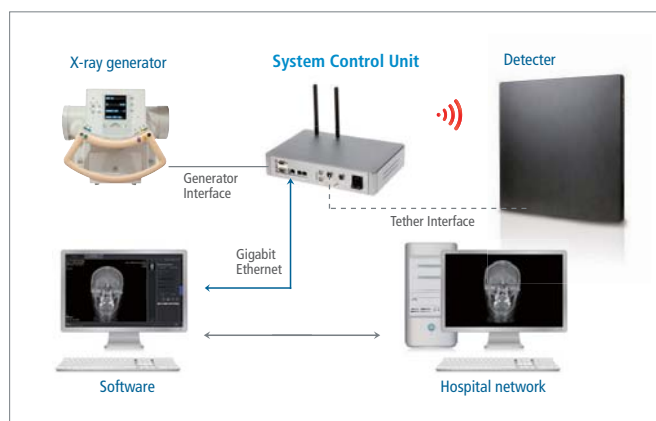
Simple & Smart Featured

- * Full compatibility with DICOM 3.0 standard and Windows™ based platform
- * Including Automatic Exposure Detection (AED) Trigger mode as well as the line trigger modes
- * Various preset image processing modes for different studies
- * Internal Storage of Detector up to 100 images
- * Detector AP mode and Portable mode without using System Control Unit (SCU)
- * Connectivity with Table PC

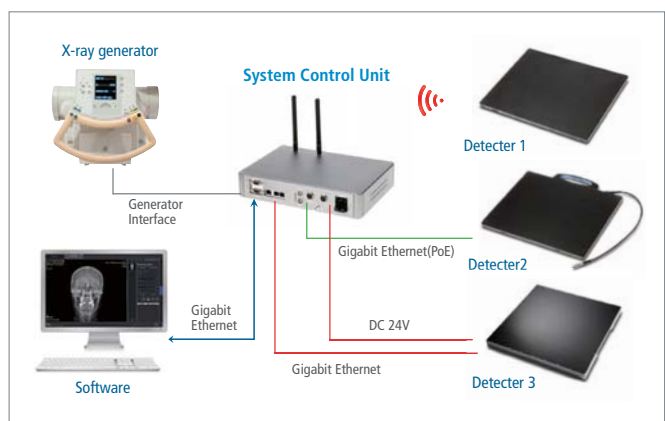
Wireless Communication Standard

- * Communication interface through WLAN (IEEE 802.11a/b/g/n)
- * Dual bandwidth (2.4GHz and 5GHz) with two antennas
- * Optional tether cable can allow an image acquisition and transmission through Gigabit Ethernet interface at a faster speed

System Configuration (Standard)



Multi-detector configuration



EX) combination of 3 ViVIX models - 1. ViVIX-S Portable, Wireless, 2. ViVIX-S Portable, Wired, 3. ViVIX-S

ViVIX-S Portable, Wireless

wireless portable flat panel detector for digital radiography system



Battery charger and high-capacity Battery

* Lithium-polymer battery

* Recharging time in 2 hours

* Battery operation time for more than 4 hours

Technical specification

Application	General radiography
Technology	Flat panel detector : a-Si TFT with PIN diode
Scintillator	CsI:Tl / Gadolinium Oxide
Pixel pitch	140um x 140um
Pixels	2560 x 3072 pixels
Image size	14 x 17 inches (35 x 43cm)
A/D conversion	14bit
Grayscale	16384 grayscales
X-ray voltage range	40 ~ 150kVp
X-ray generator Interface	Line trigger : DR trigger Mode Auto trigger : AED Mode
Wireless standard	IEEE 802.11a/b/g/n (2.4GHz/5GHz) – Dual bandwidth
Battery performance	150 images for 4 hours (100 sec. cycle)
Dimensions	460 x 384 x 15 mm
Weight	Approx. 2.9kg (GOS) / 3.1kg (CsI)
Operating Environment	15 - 35°C, 30 - 85% RH (non-condensing)
Power	7.4V 4000mAh Lithium Ion Polymer Battery

* Specifications are subject to change without prior notification